


# **CURRICULUM FEEDBACK REPORT**

**2020-2021**



**SES COLLEGE  
SREEKANDAPURAM**



## **SES COLLEGE SREEKANDAPURAM**

### **CURRICULUM FEEDBACK ANALYSIS**

A proper understanding of feedback is an integral aspect to ensure the effective implementation of curriculum. SES college prepare a well structured curricular feedback form and is collected regularly from its stakeholders like students, teachers, and alumni at various stages through comprehensive questionnaires. An analysis of these feedbacks facilitates us to have a better clarity and awareness in the path of effective achievement of institutional goals and curricular objectives.

#### **TEACHERS FEEDBACK**

For the successful and effective implementation of the curriculum it is essential to have an understanding of the impact of the curriculum among the various stakeholders especially teachers. To gather the views of the teachers regarding the curricular implementation, annual feedback is collected from all the teachers. The feedback are collected and analysed and the overall output is used for improving the effectiveness of curricular implementation at the institutional level. An awareness of the teachers feedback enables us to figure out the aspects in curricular implementation which requires modifications. It also helps the teachers to ensure the design of curriculum in an effective manner during their participation at the curricular restructuring process.

Teachers opinion on the following statements are measured in a five-point scale (Excellent 1, Very Good -2, Good-3, Average4, Poor- 5).

29 Teachers took part in the survey.

SL.NO	Questions
1	Rate the framework of curricular structure
2	The appropriateness of the sequence of the courses offered in the curriculum
3	The depth of the syllabus for the course in relation to the competencies expected
4	Rate the distribution of credits to the course
5	The texts and reference materials are relevant, updated and appropriate
6	The curriculum caters to the need of the society and provides provision for professional development
7	Syllabus content for courses in terms of workload on them and students
8	Contribution of curriculum in terms of career prospect..and broadening the perspective in the subjects concerned
9	Potential of the students in understanding course objectives
10	Choice of Elective/optional papers

The data collected has been analyzed and the results described below

### Teachers feedback form on curriculum

SL.N O	Questions		Excell ent	Very Good	Good	Avera ge	Poor	Total
1	Rate the framework of curricular structure	N	9	15	5	0	0	29
		%	31.03	51.72	17.24	0	0	
2	The appropriateness of the sequence of the courses offered in the curriculum	N	7	16	6	0	0	29
		%	24.13	55.17	20.70	0	0	
3	The depth of the syllabus for the course in relation to the competencies expected	N	7	16	5	1	0	29
		%	24.13	55.17	17.24	3.45	0	
4	Rate the distribution of credits to the course	N	8	15	6	0	0	29
		%	27.59	51.72	20.70	0	0	
5	The texts and reference materials are relevant, updated and appropriate	N	9	11	7	2	0	29
		%	31.03	37.93	24.13	6.90	0	

6	The curriculum caters to the need of the society and provides provision for professional development	N	6	16	7	0	0	29
		%	20.70	55.17	24.13	0	0	
7	Syllabus content for courses in terms of workload on them and students	N	6	13	8	2	0	29
		%	20.70	44.83	27.59	6.90	0	
8	Contribution of curriculum in terms of career prospect..and broadening the perspective in the subjects concerned	N	7	16	6	0	0	29
		%	24.13	55.17	20.70	0	0	
9	Potential of the students in understanding course objectives	N	5	15	5	4	0	29
		%	17.24	51.72	17.24	13.79	0	
10	Choice of Elective/optional papers	N	6	14	9	0	0	29
		%	20.70	48.28	31.03	0	0	

## Response Interpretation

1. Interpretation: 51.75 % of the teachers rated the curricular framework to be very good, 31% responded it to be excellent, and the rest 17.25% opted it to be good

2. Interpretation: 55.17% of the teachers rated very good, 24.13% teachers are satisfied with the sequence of courses and rated excellent, 20.7% are of the view that it is good still there is room for improvement

3. Interpretation: 55.17% of the teachers believe that the depth of the syllabus is compatible to the learning competencies of student, 24.13% believes that compatibility range is excellent 17.25% believes the syllabus is beneficial for them and remaining 3.45% rated it to be average

4. Interpretation: 51.75% of teachers rate distribution of credits to be very good, 27.5% consider it to be excellent well structured & fair, while 20.75% of teachers feels the credit distribution to be good.

5. Interpretation: 37.93% of teachers rated Very good on the relevance of reference materials 31.03% opined it to be excellent while 24.13% of teachers considers the relevance as good and 6.90% rated it as satisfactory

6. Interpretation: 55.17.% of teachers believes that curriculum rates very good in catering to the need of the society , 20.70% rated it as excellent. 24.15% believes the curriculum is good and really efficient in serving it purpose

7. Interpretation: 44.83% of the teachers are of the opinion that the syllabus content is very good, balanced in terms of load on them and students..20.70% believe that content is excellent well contained and 27.58% opined that to be good while 6.89 rated average.

8. Interpretation: 20.70% claims it to be excellent. 55.17% of the teachers believe that the curriculum contributes efficiently in broadening the perspective and career opportunity of students, 20.70% believes that the contribution of curriculum is good.

9. Interpretation: 51.72% of teachers rate the Potential of the students in understanding course objectives to be very good, rated it to be excellent, 17.24% teachers rate the Potential to be excellent and 17.24% consider it to be good. 13.29% rated it to be average.

10. Interpretation: 48.28% of the teachers are of the opinion that the Choice of Elective/optional papers is Very Good, 20.70% believes it to be excellent in its aspects & 31.03% believes it to be good.

11. Teacher's Suggestions & Observations to improve the overall quality of the curriculum

Inference: Teachers are satisfied to a great extent with the curriculum, keeping in mind the best interest of the students, some faculties have suggested certain modifications The College through successful implementation of curriculum made advancements in curricular implementation thus improving the academic atmosphere of the college. The college hopes that the vibrant and inclusive curriculum merged with the untiring efforts of the Teaching staff and the support of the student community will enable the college to scale greater heights of excellence.

As per the collected responses of the year 2020-21, almost all teachers are satisfied with the curriculum, in its diverse aspects: framework of curricular structure, depth of the syllabus, credits to the courses, relevance of reference materials, Choice of Elective/optional papers, etc. The teachers shared mixed opinion that professional development, career opportunity of students, load on them and students as balanced & integrated. The teachers are generally satisfied with current evaluation scheme. The institutional implementation of the curriculum was rated excellent, a few believes that there is still room for improvement

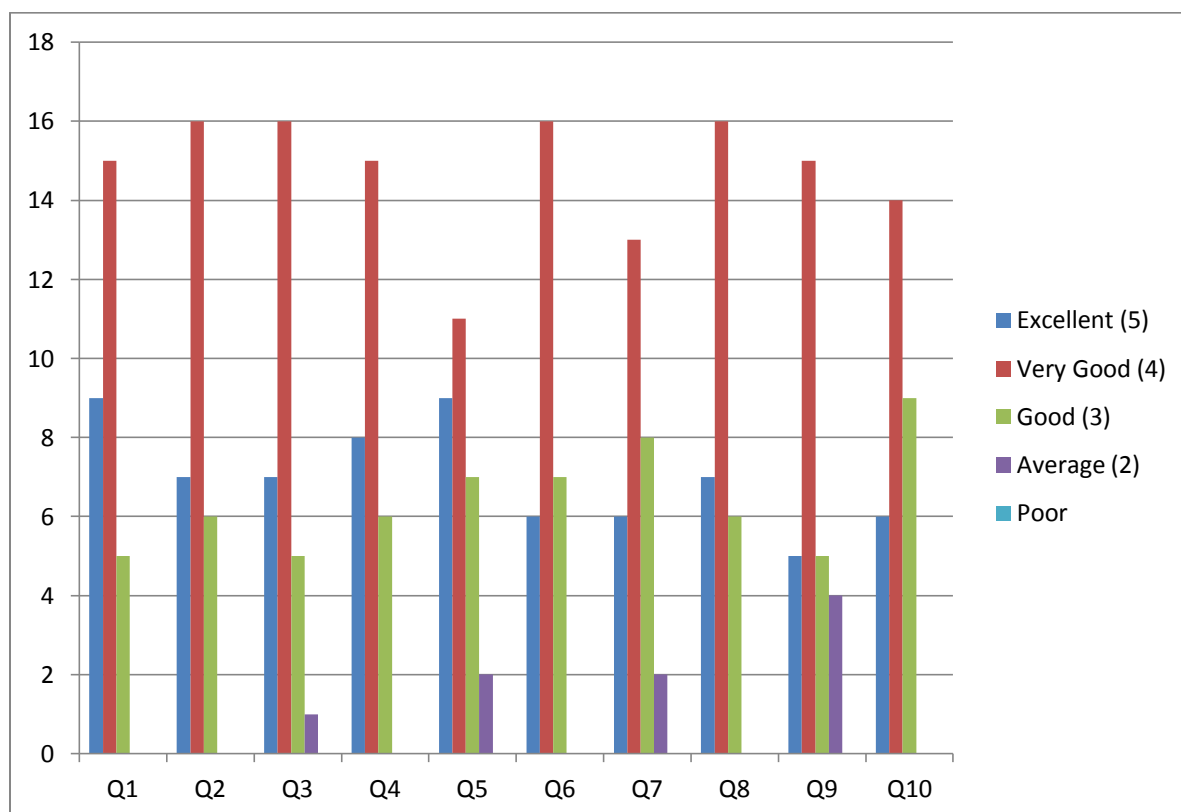
A few have suggested certain modifications

To give more importance to professional development in curriculum

Syllabus should be flexible to suit to the time availability of the semester system.

Forwarded to the Staff council for considering & redressing the suggestions and grievances made

### Teacher Feedback on curriculum



## STUDENTS FEEDBACK

To gather the views of the students regarding the curricular inculcation and its effective implementation , annual feedback is collected from all the students. The feedback thus containing the observations, anxieties, suggestions etc are collected and analysed and the overall output is used for improving the effectiveness of curricular implementation at the institutional level. An awareness of the students feedback enables us to figure out the aspects in curricular implementation which requires modifications. It also helps the teachers to ensure the design of curriculum in an effective manner during their participation at the curricular restructuring process.

The questionnaire used for student's feedback consists of the following questions.

Sl. No	Questions
1	The curriculum enhances competencies of the students.
2	Rate the syllabus and teaching methods
3	The choice of electives (open) provides for employability skills& soft skills.
4	Relevance and Appropriateness of the units prescribed in the curriculum
5	The allocation of credits to the courses
6	Regular updation of Syllabus to meet the demand of the students
7	The size of the syllabus in terms of load on the Students
8	The Evaluation scheme designed for each course
9	Rate the Course Objective/ Program Objective
10	Rate the institutional implementation of the curriculum (as per scheduled University Academic Calendar)
11	Important Constructive suggestions for the multifarious enhancement of the curriculum

A random sample of 221 students is selected from all the departments for the survey. Students' opinion on various objectives are measured in a five point scale (Excellent -1, Very Good -2, Good-3, Average-4,Poor- 5)The data collected from the students are analyzed and the conclusions are given below.

### Curriculum Evaluation by Students

Sl. no	Questions		Excell ent	Very Good	Good	Average	Poor	total
Q1	The curriculum enhances competencies of the students.	N	86	99	20	15	1	221
		%	38.91	44.80	9.05	6.79	0.45	

Q2	Rate the syllabus and teaching methods	N	79	106	34	2	0	221
		%	35.75	47.96	15.38	0.90	0	
Q3	The choice of electives (open) provides for employability skills& soft skills.	N	70	95	39	15	2	221
		%	31.67	42.99	17.65	6.79	0.90	
Q4	Relevance and Appropriateness of the units prescribed in the curriculum	N	83	85	45	8	0	221
		%	37.56	38.46	20.36	3.62	0	
Q5	The allocation of credits to the courses	N	81	96	31	12	1	221
		%	36.65	43.44	14.03	5.43	0.45	
Q6	Regular updation of Syllabus to meet the demand of the students	N	82	79	52	6	2	221
		%	37.10	35.75	23.53	2.71	0.90	
Q7	The size of the syllabus in terms of load on the Students	N	54	96	50	18	3	221
		%	24.43	43.44	22.62	8.14	1.36	
Q8	The Evaluation scheme designed for each course	N	88	89	35	9	0	221
		%	39.82	40.27	15.84	4.07	0	
Q9	Rate the Course Objective/ Program Objective	N	81	97	40	3	0	221
		%	36.65	43.89	18.10	1.36	0	
Q10	Rate the institutional implementation of the curriculum (as per scheduled University Academic Calendar)	N	96	87	27	11	0	221
		%	43.44	39.37	12.22	4.98	0	

## Curricular Evaluation by Students

1.Response of students regarding the curriculum in enhancing competencies of the students.

Interpretation: 38.91% of the students believe that the curriculum is excellent in enhancing their competencies, 44.80% believe that the curriculum is very good , and rest 9.05% believe that the curriculum is good . 6.79% Average and 0.45% Poor

2.Student's opinion regarding the syllabus and teaching methods.



Interpretation: 35.75% of the students believe that the teaching methods adopted is excellent, 47.96% believe that the methods adopted are very good , 15.38% believe that the methods adopted are good and 0.90% believe it to be average

3. Student's opinion regarding usefulness of the choice of electives (open) in providing for employability skills& soft skills.

Interpretation: 31.67% of the students are of the opinion that the choice of electives & open courses is beneficial for them and remaining 42.99% are of the opinion that the choice of electives & open is very good and 17.65% rated it as good while 8% rated it as average, 0.90% rated it as poor.

4. Student's opinion regarding the Relevance and Appropriateness of the units prescribed in the curriculum

Interpretation: 37.56% of students are of the opinion that the units prescribed in the curriculum are relevant and appropriate, 38.46% are of the opinion that curriculum has very good relevance, 20.36% rated as having good influence on class.. and remaining 3.62% rated the aspect as average

5. Student's opinion regarding the allocation of credits to the courses

Interpretation: 80% of students are of the opinion that the allocation of credits to the courses is efficient and transparent and remaining 14% believe that allocation of credits is good and remaining 25.5% rated the aspect as average,0.5% rated poor

6. Student's opinion regarding the regular updation of Syllabus to meet the demand of the students

Interpretation: 73% of students are of the opinion that updation of Syllabus meet their demand very good and 23.5% think that the updation is good , and 2.7% think that the updation is average, and 1% think that the updation is poor

.7. Student's opinion regarding the size of the syllabus in terms of load on them

Interpretation: 68% of the students are of the opinion that the size of the syllabus in terms of load on them are well balanced & integrated and remaining 22.5% are of the opinion that the practical and theoretical size of syllabus are composed good and remaining 8% rated it average, and remaining 1% rated it poor.

8. Student's opinion regarding the Evaluation scheme designed for each course

Interpretation: 80% of the students are adequately satisfied with current evaluation scheme, 16% believes that the Evaluation scheme is good and proper, 4% believes the scheme is average

#### 9. Student's rating of the Course Objective/ Program Objective

Interpretation: 80% of students rated the objectives as excellent/very good and the remaining 18.1% opined that the objectives are good, 1% rated it as average

#### 10. Student's opinion regarding the institutional implementation of the curriculum

Interpretation: 82% of the students opined the institutional implementation of the curriculum as excellent, 12% believes that implementation of the curriculum is good and 4.9% rated average.

#### 11. Student's suggestions for the enhancement of curriculum

Inference: SES College strives to impart the ideas and values provided in the curriculum as dictated by the Kannur University.

The college is positive that the dynamic and inclusive curriculum merged with the efforts of the Teaching staff and the whole hearted support of the student community will enable the college to scale greater heights of academic excellence.

As per the collected responses of the year 2020-21, Almost all students are satisfied with the curriculum, in its diverse aspects: curricular objectives in enhancing their competencies, teaching methods adopted, the choice of electives & open courses, relevance of units in the curriculum, transparency of allocating credits to the courses etc. The students shared mixed opinion that updation of Syllabus meet their demand, the size of the syllabus in terms of load on them as well balanced & integrated. The students are satisfied with current evaluation scheme as good and proper. The institutional implementation of the curriculum as excellent a few believes that there is still room for improvement

#### **A few have suggested certain modifications-**

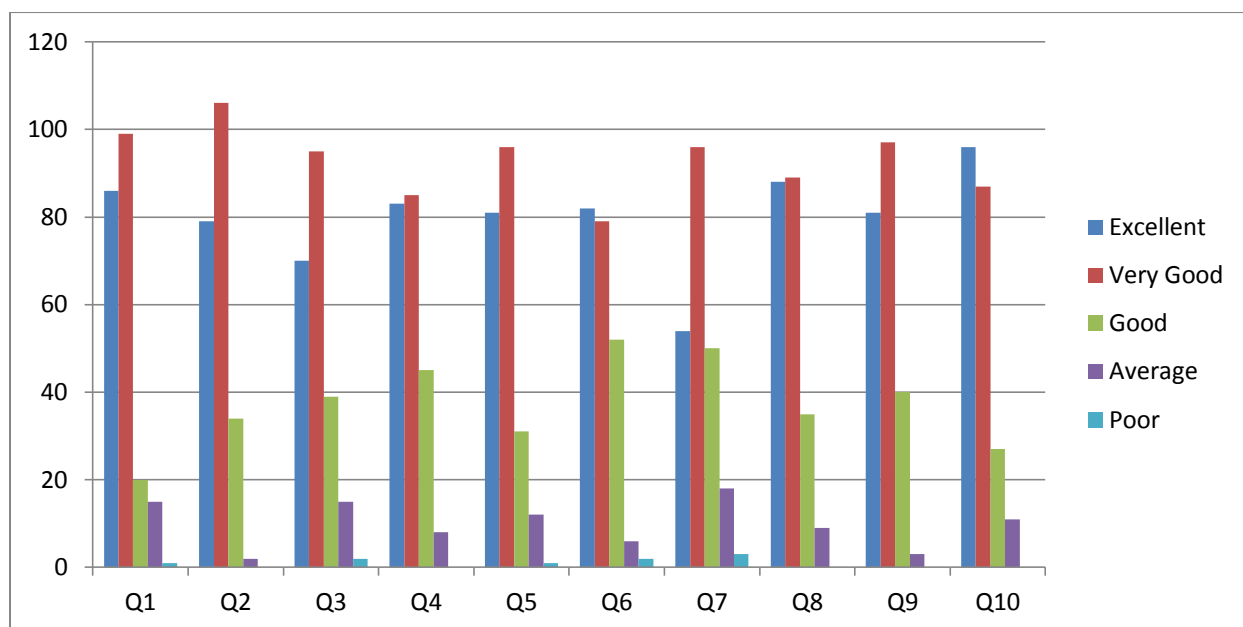
Shorten the length of curriculum

Improve interactive sessions with students to increase their communication and presentation skill

Coaching for competitive exams must be provided.

Forwarded to the Staff council for considering & redressing the suggestions and grievances made

## Curriculum Evaluation by Students



Link:

## ALUMNI FEEDBACK

For the successful and effective implementation of the curriculum it is essential to have an understanding of the impact of the curriculum among the various stakeholders especially its past students who have a thorough understanding of the college and its policy implementations. To gather the views of the Alumni regarding the curricular implementation, annual feedback is collected from all the Alumni. The feedback are collected and analysed and the overall output is used for improving the effectiveness of curricular implementation at the institutional level. An awareness of the Alumni feedback enables us to figure out the aspects in curricular implementation at the institutional level which requires modifications. It also helps the teachers to ensure the design of curriculum in an effective manner and the institution for its effective implementation.

Alumni's opinion on various questions are measured in five-point scale (Excellent, Very good, Good, average and poor).

SL.NO	Questions
1	The adequateness of the courses offered in the program
2	Rate the efficiency of the syllabus content in enabling you to face other aspects in life
3	Relevance of the curriculum in relation to your current professional standards
4	Rate the skills acquired from the curriculum for practical exposure in life
5	The choice of electives in providing competence in employability skills& soft skills
6	The design of syllabus prescribed provides room for self learning
7	The competence and support offered by the institution for the overall development of the students.
8	Curriculum enhances various co- curricular activities Sports and Arts meets at University levels

A random sample of 86 old students from all the departments of the college was selected. The data collected has been analyzed and the results given below.

### Curriculum Evaluation by Alumni

SL.NO	Questions		Excell ent	Very Good	Good	Avera ge	Poor	tot al
Q1	The adequateness of the courses offered in the program	N	34	40	10	2	0	86
		%	39.53	46.51	11.63	2.33	0	
Q2	Rate the efficiency of the syllabus content in enabling you to face other aspects in life	N	27	37	16	6	0	86
		%	31.40	43.02	18.60	6.98	0	
Q3	Relevance of the curriculum in relation to your current professional standards	N	32	33	18	3	0	86
		%	37.21	38.37	20.93	3.49	0	
Q4	Rate the skills acquired from the curriculum for practical exposure in life	N	32	23	26	5	0	86
		%	37.21	26.74	30.23	5.81	0	

Q5	The choice of electives in providing competence in employability skills& soft skills	N	24	30	24	8	0	86
		%	27.91	34.88	27.91	9.30	0	
Q6	The design of syllabus prescribed provides room for self learning	N	24	38	19	5	0	86
		%	27.91	44.19	22.09	5.81	0	
Q7	The competence and support offered by the institution for the overall development of the students.	N	42	25	13	3	3	86
		%	48.84	29.07	15.12	3.49	3.49	
Q8	Curriculum enhances various co-curricular activities Sports and Arts meets at University levels	N	32	27	16	8	3	86
		%	37.21	31.40	18.60	9.30	3.49	

## Curricular Evaluation by Alumni

1. Alumni's opinion regarding the adequateness of the courses offered in the program.

Interpretation: 46.5% of the Alumni are satisfied with the choice of course offered and its adequateness, 39.5% rated it to be Excellent while 11.6% believe that it is good and the remaining 2% rated average

2. Alumni's opinion regarding the efficiency of the syllabus content in enabling to face aspects of life

Interpretation: 74% of the alumni are of the opinion that the syllabus content is really efficient, 18% opts it to be good and 7% believes it to be average

3. Alumni's opinion regarding the relevance of the curriculum in relation to your current professional standards

Interpretation: 37% of alumni have really high opinion about the relevance of the curriculum in relation to professional standards, 38.3% rated relevance of the curriculum very good and 21% are of the opinion that relevance of the curriculum is just satisfactory and 3.4% rated it average

4. Alumni's opinion regarding the skills acquired from the curriculum for practical exposure in life

Interpretation: 63% of alumni are of the opinion that skills acquired from the curriculum is very good and excellent, 30% are of the opinion that the skills acquired are good and remaining 5.8% have an average opinion on the skills acquired

5. Alumni's opinion regarding the choice of electives in providing competence in employability skills & soft skills

Interpretation: 62% of alumni are of the opinion that choice of electives offered will help in promoting competence in skills and remaining 28% are of the opinion that it is good and remaining 9% believe that it is average

6. Alumni's opinion regarding the design of syllabus for self learning

Interpretation: 44.1% of the alumni are of the opinion that syllabus is very good in inculcating & promoting self learning, 28% rated it to be excellent, 22% considers it to be satisfactory and remaining 5.8% are of the opinion that the syllabus rates Average in promoting self learning

7. Alumni's opinion regarding the competence and support offered by the institution for the overall development of the students.

Interpretation: 49% of the alumni are of the opinion that the institution efficiently and excellently supports the students, 29% believes that the offered by the institution is proper, 15.12% rates the support to be good, 3.4% are of the opinion that the support is average and the remaining 3.4% are of the opinion that the support is poor

8. Alumni's rating of the Curriculum enhances various co-curricular activities Sports and Arts meets at University levels

Interpretation: 37% of alumni are of the opinion that curriculum is adequate to perform well in various co-curricular activities, 31.40% considers this aspect to be very good, 18.6% opines this to be good and 9.3% rated the aspect to be average while the remaining 3.4% alumni are of the opinion that curricular support is poor in this aspect.

#### **.Alumni's Suggestions & Observations to improve the overall quality of the curriculum**

Inference: Alumnis are satisfied with the curriculum, still a few suggestions have been made to improve its effectiveness keeping in mind the best interest of the students, some Alumni have suggested certain modifications.

As per the collected responses of the year 2020 -21, Almost all Alumni are satisfied with the curriculum, in its diverse aspects: values imparted, adequateness of the courses offered, efficiency and relevance of the syllabus content, skills acquired, choice of electives, , etc. The

Alumni shared mixed opinion that design of syllabus for self learning, competence and support offered by the institution, enhances various co- curricular activities .The Alumni are generally satisfied with current evaluation scheme. The institutional implementation of the curriculum as excellent a few believes that there is still room for improvement

**A few have suggested certain modifications**

Add career guidance to the curriculum

**Curriculum Evaluation by Alumni**

